

EUA WEBINAR SERIES ON GREENING: UNIVERSITY STRATEGIES AND ACTIONS FOR ENVIRONMENTAL SUSTAINABILITY

EUA survey on greening at European higher education institutions

Henriette Stoeber, EUA

EUA


800+ member HEIs

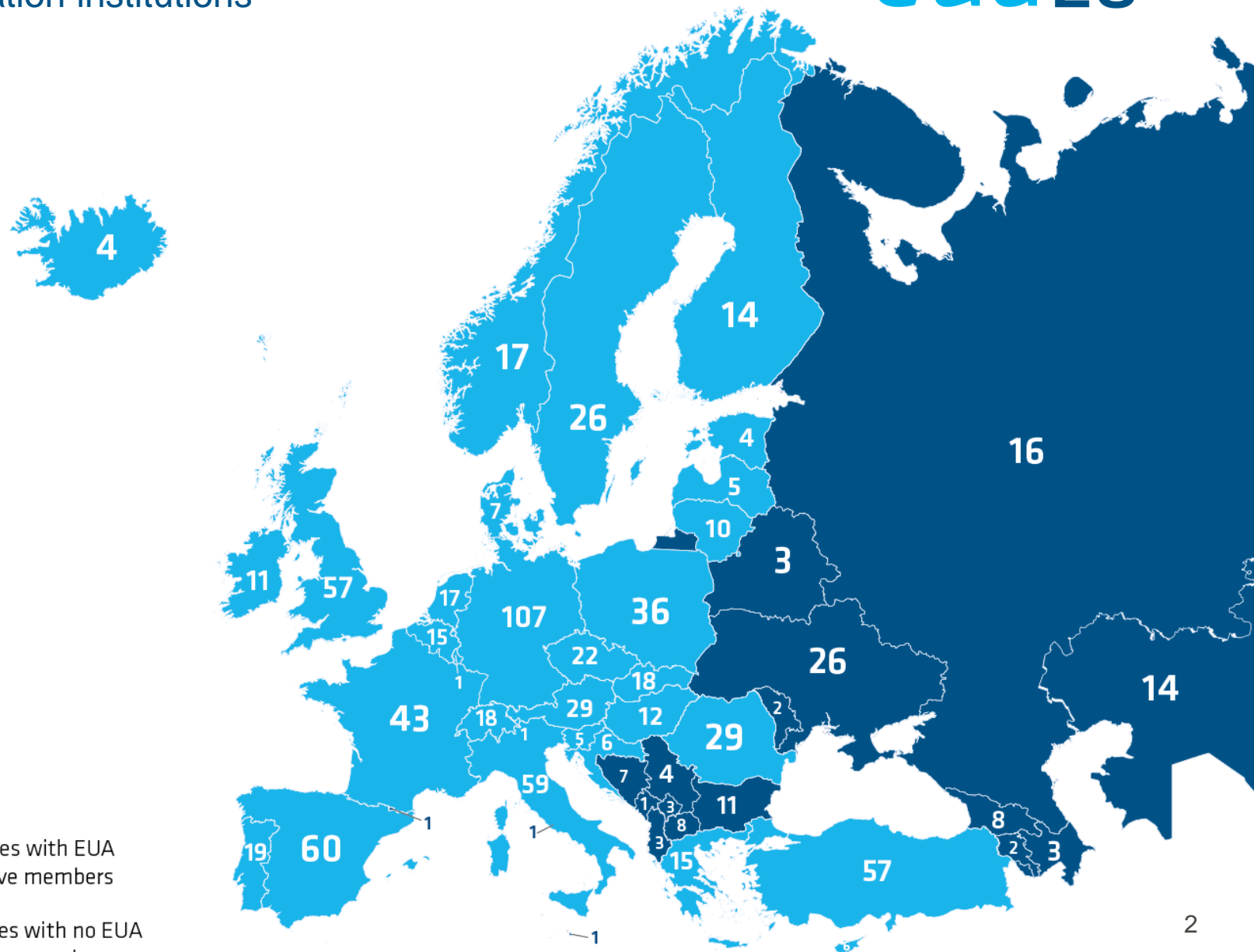
48 European countries

33 national university associations

EUA members as of 31/01/2021

 Countries with EUA collective members

 Countries with no EUA collective members



Background and policy links

- UN 2030 Agenda for Sustainable Development
- European Green Deal
- Achieving a European Education Area by 2025
- Priorities in EU funding programmes, incl. Erasmus+, MSCA, Horizon
- Education for Climate Coalition

Forthcoming:

- Council Recommendation on Education for Environmental Sustainability

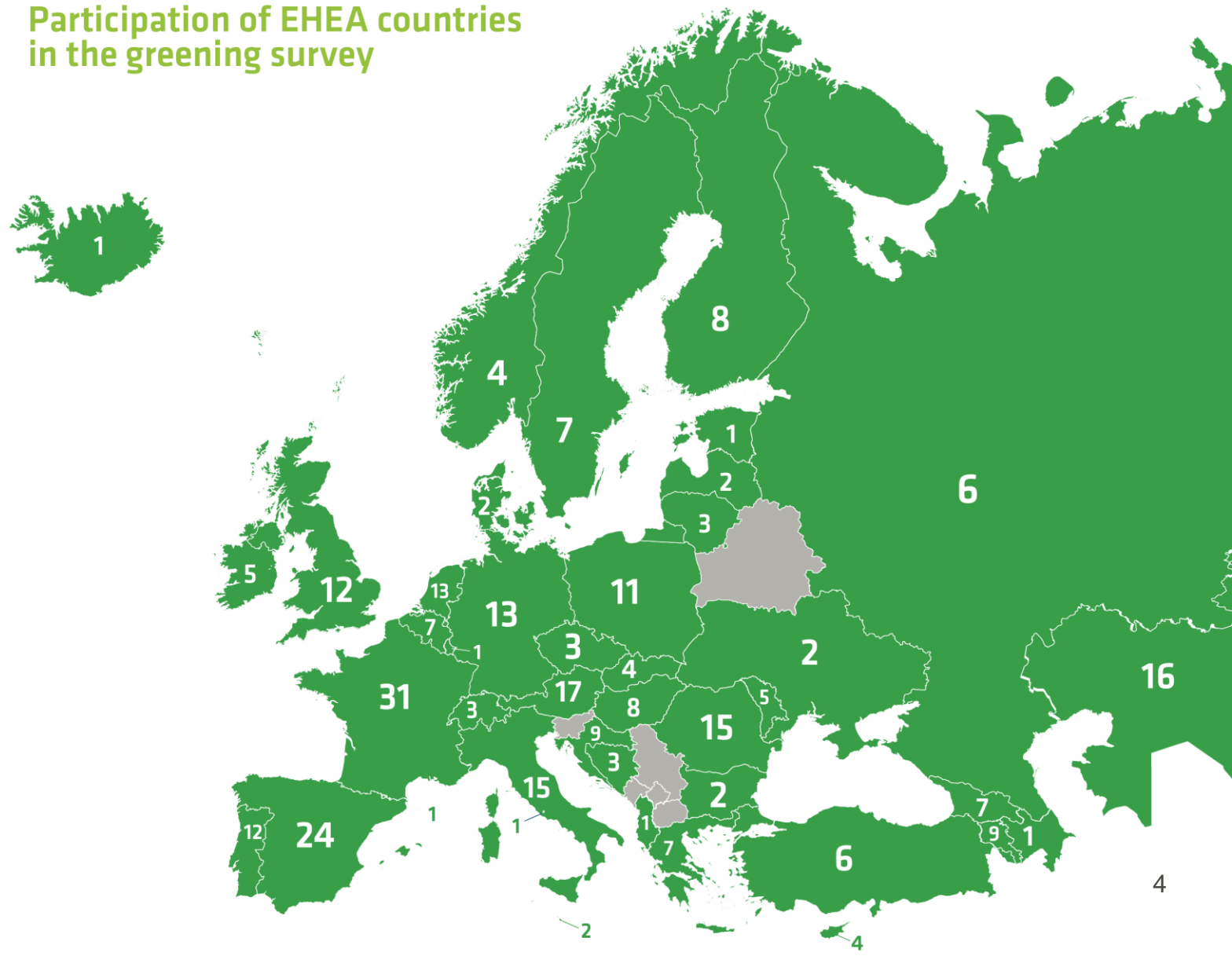


Participation of EHEA countries
in the greening survey

EUA survey
“Greening in higher
education institutions”

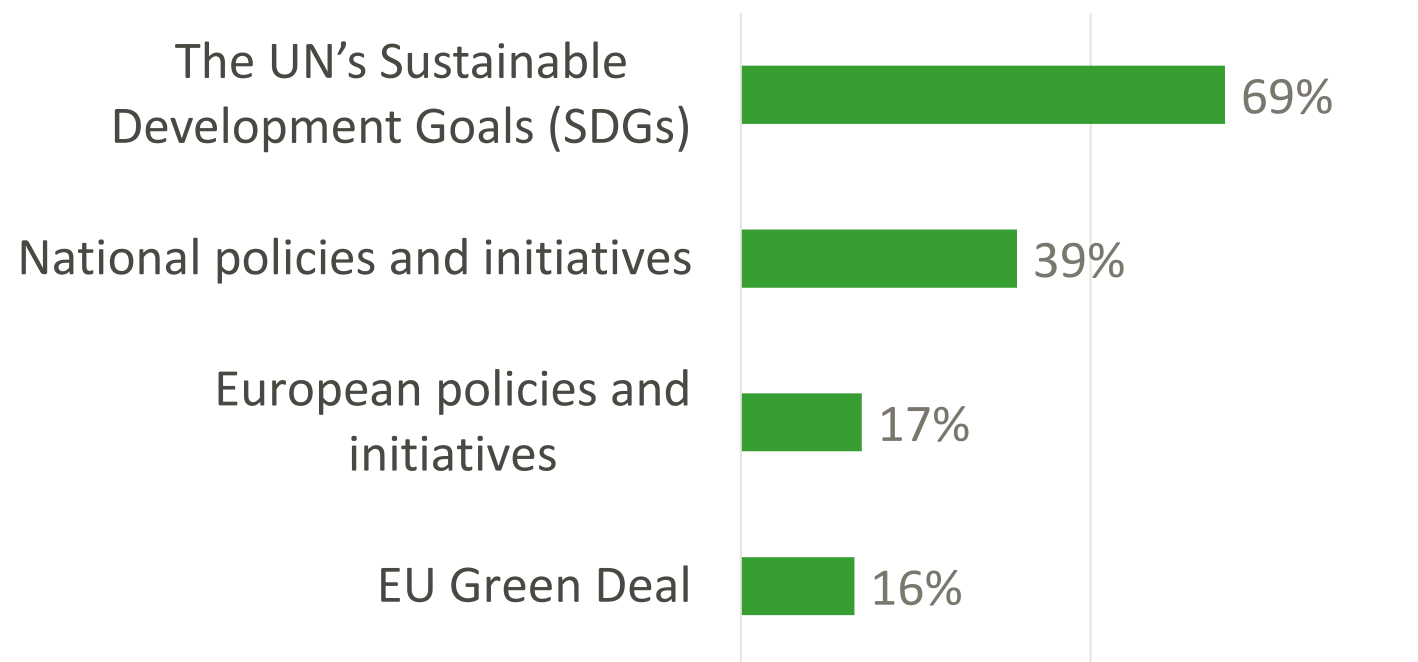
305 responses from
the EHEA

*EUA survey on greening (2021). Q2 :
Please select your country/ higher
education system .*



61% have a strategy in place, 27% under preparation

Strategies framed by...



*EUA survey on greening (2021).
Q9: Does your institution have a strategy or a similar document that refers to greening explicitly?; Q9.2 If yes, does your strategy explicitly relate to any of the following?*

Drivers for engagement

Ranked as most important (% very important)

| | |
|---|-----|
| Institutional values | 59% |
| Leadership engagement | 56% |
| Student engagement/ initiatives | 52% |
| Staff engagement | 51% |
| Institution's third mission and wider community | 42% |

*EUA survey on greening (2021). Q11:
Please rate how important the following
aspects are in driving forward your
institution's engagement in greening?*

Examples - activities for environmental sustainability

- 78% measures in place across the institution,
- 22% driven by individual faculties or departments.
- Diverse examples
 - **Recycling and waste management** (68% comprehensive policy)
 - **Considered in curriculum reform** (61% - SDGs, 21% greening)
 - **Digital tools for teleworking, teleconferencing, and virtual mobility** (standard at 57%)
 - **Reducing the environmental footprint of laboratory research** (24% comprehensive policies, 54% some activities)
 - **Partnerships with other HEI** (46% comprehensive policies, 42% some activities)

*EUA survey on greening (2021). QU6:
Which of the following activities and
measures take place at your institution?*

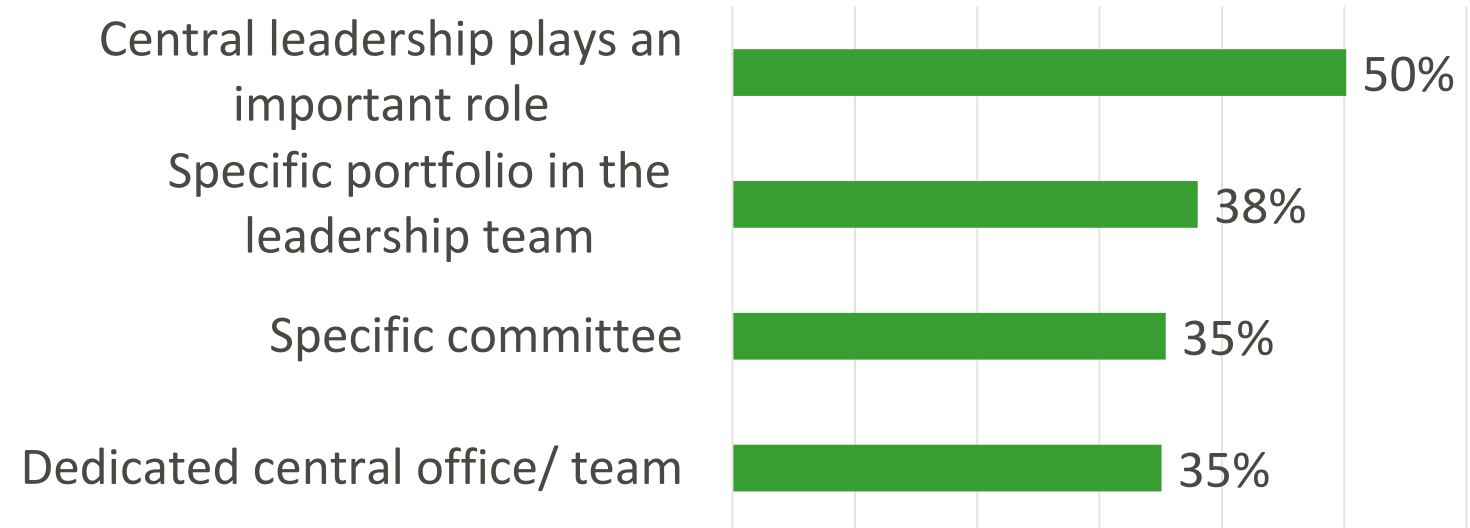
Presentations

Mariane Domeizel, Sustainable Development Vice-President, Aix-Marseille University, France

Thomas Parrott, Head of Energy & Sustainability, University of Surrey, United Kingdom

Governance and engagement

Governance



EUA survey on greening (2021). Q10: Who is in charge of the governance and steering of your greening measures?; QU6: Which of the following activities and measures take place at your institution?; Q11: Please rate how important the following aspects are in driving forward your institution's engagement in greening?

- **Student engagement & initiatives:** 58% very important; 43% important driver
- **Partnerships with student groups & organisations:** comprehensive policies 42%; some activities 46%

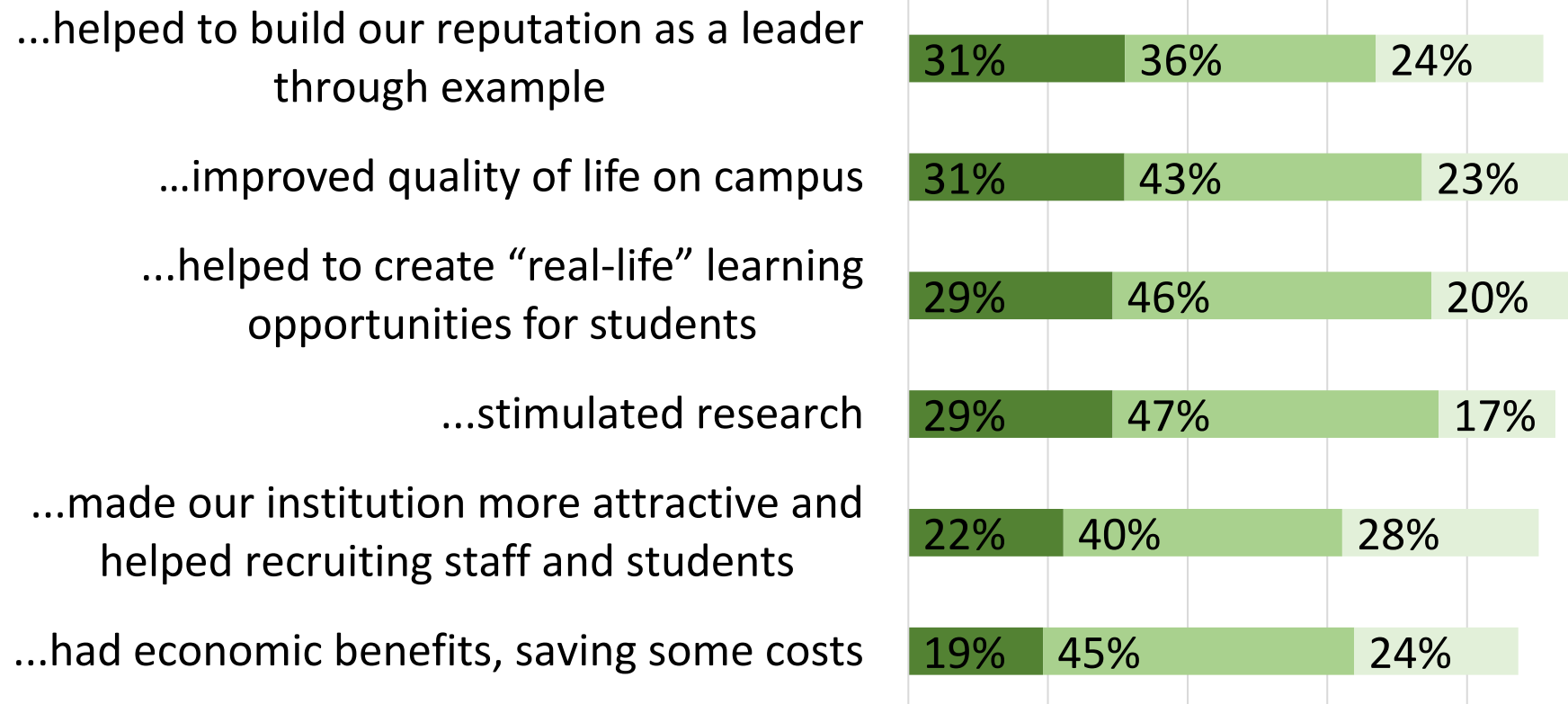
Presentation

Meg Baker, Director of Education, SOS students for sustainability network

Expected impact

Our greening activities have...

■ strongly...
 ■ to some extent...
 ■ not yet, but are expected to...



*EUA survey on greening (2021). Q11.
How would you rate the impact/
benefits from your institution’s greening
activities?*

Discussion on impact

Barriers and enablers

| Main barriers | | Potential enablers | |
|---|-----|---|-----|
| General underfunding | 53% | Enhanced national funding support | 64% |
| Lack of specific funding incentives | 46% | Peer learning and exchange with other HEI | 53% |
| Only few staff engage | 37% | Enhanced European funding support | 51% |
| Activities are not sufficiently strategized | 34% | More engagement from staff | 45% |
| Coordination issues | 30% | More engagement from students | 35% |
| Only few students engage | 25% | European initiative on greening higher education institutions | 35% |

EUA survey on greening (2021). Q13: Which barriers does the implementation of greening measures face at your institution?; Q14: What would be helpful for the future advancement of greening activities at your institution?

Discussion on challenges and how to overcome them